DENVER BOTANIC GARDENS

# KHD Vascular Plant Specimen and Tissue Field Collection Team of 4

## Equipment




## Team Members

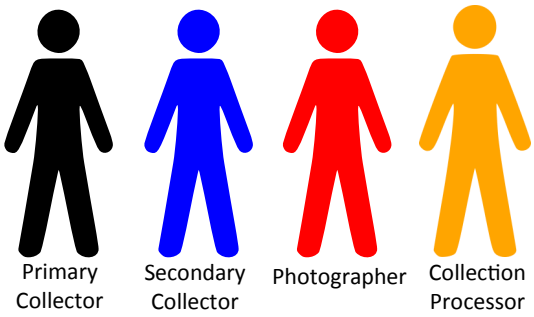




- Primary Collector and Collection Processor agree on Collector Number to start with

- Collection Processor stays with Field Press



- Primary Collector identifies plant to be taken as specimen

- Primary Collector records specimen data and assigns Collector Number.
- Photographer takes picture of specimen in-situ. Primary Collector relays Collector Number to Photographer to record in Camera Notebook

- Secondary Collector takes specimen.
- Photographer finishes recording metadata in Camera Notebook



- Process is repeated 4-5 times
- All assist in carrying specimens taken



- Team returns to Collection Processor and Field Press
- Collections Processor arranges specimens 1 at a time
- Primary Collector and Collections Processor corroborate Collector Numbers

- Collection Processor removes tissue sample from specimen and places in Tissue Envelope
- Collections Processor records Collector Number on Tissue Envelope
- Collections Processor presses specimen



- Collection Processor places Tissue Envelope in bag with Silica

- Collection Processor continues until all specimens are pressed and all Tissue Samples are in labeled Envelopes in bag with Silica
- Primary Collector and Collection Processor double check that Collector Numbers correspond correctly
- Team either relocates or continues in same area
- Collection Processor remains with Field Press and process starts over again